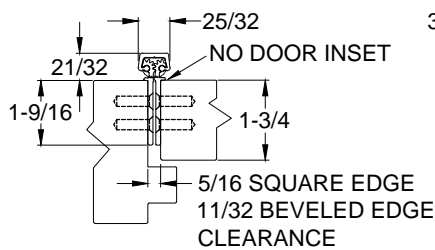
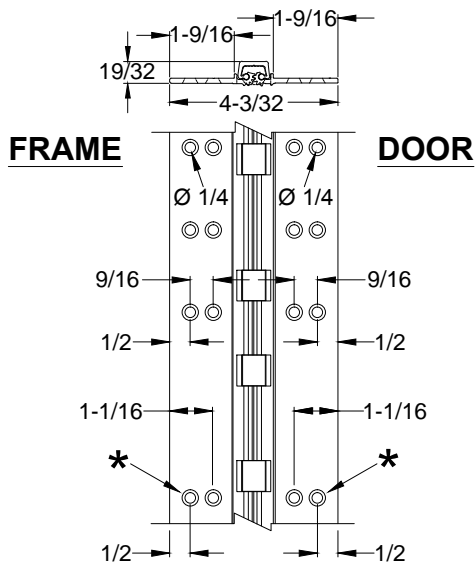
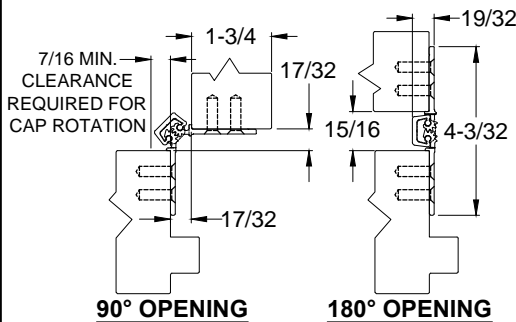


A110HD / A110LL - ALUMINUM GEARED HINGE, FLUSH MOUNT, FULL CONCEALED

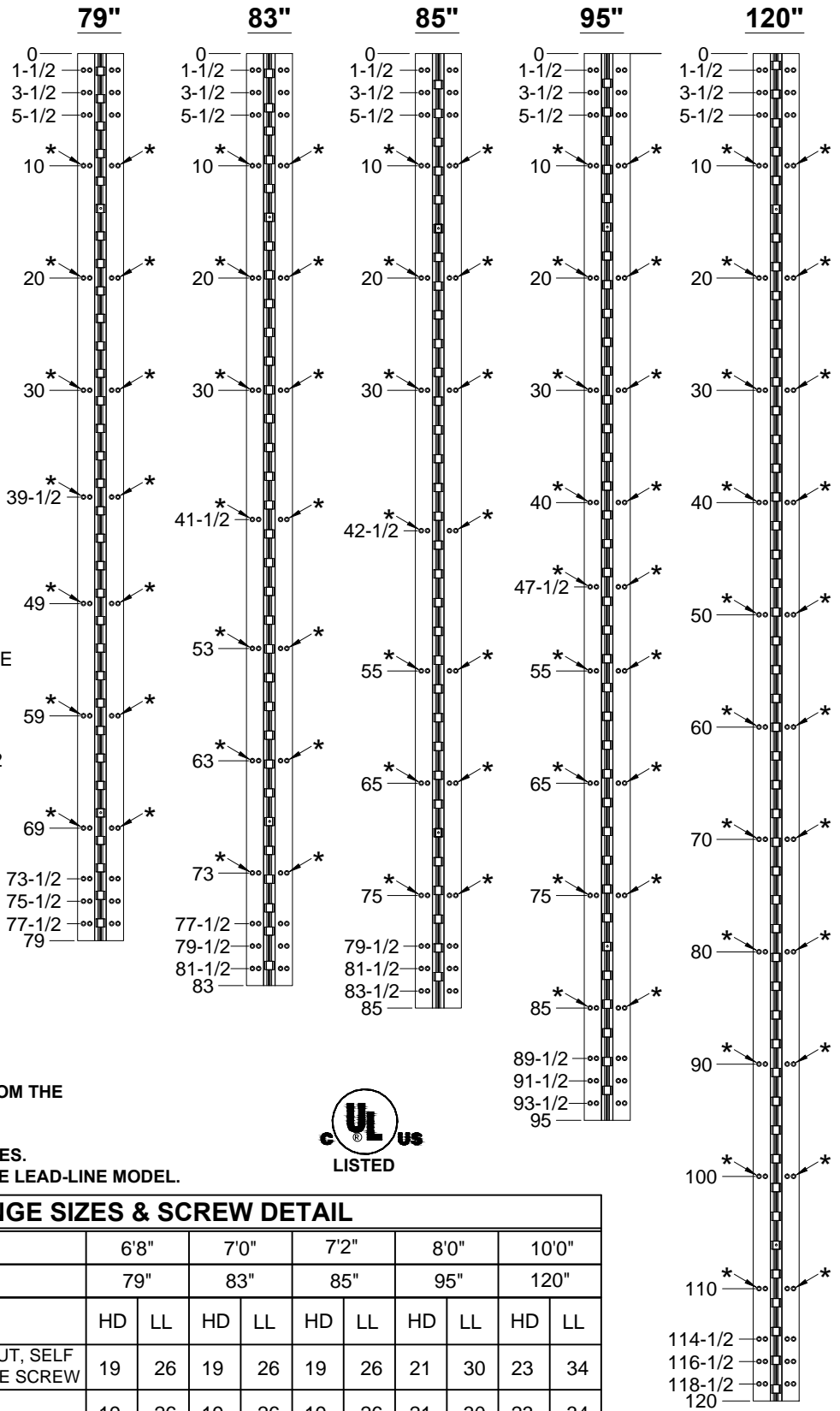


CLOSED POSITION



90° OPENING

180° OPENING



NOTES:

1. HINGES CUT TO CUSTOM LENGTH ARE CUT FROM THE BOTTOM. PLEASE SPECIFY HANDING.
2. ALL DIMENSIONS ARE IN INCHES.
3. ALL DIMENSIONS ARE TO CENTERLINE OF HOLES.
4. * = DENOTES EXTRA MOUNTING HOLE FOR THE LEAD-LINE MODEL.



STANDARD HINGE SIZES & SCREW DETAIL

NOMINAL DOOR HEIGHT		6'8"		7'0"		7'2"		8'0"		10'0"	
ACTUAL HINGE LENGTH		79"		83"		85"		95"		120"	
		HD	LL	HD	LL	HD	LL	HD	LL	HD	LL
FRAME	12-24 x 7/8" PHILLIPS FLAT HEAD, UNDERCUT, SELF DRILLING, THREAD FORMING TEK MACHINE SCREW	19	26	19	26	19	26	21	30	23	34
DOOR	12-24 X 7/8" PH. F.H. UNDERCUT SELF DRILLING THREAD FORMING TEK SCREW	19	26	19	26	19	26	21	30	23	34

A110-ALUMINUM GEARED HINGE-01.DWG



www.abhmfg.com
 E-mail: abhinfo@abhmfg.com
 Architectural Builders Hardware Mfg., Inc.
 1222 Ardmore Ave., Itasca, IL 60143
 630.875.9900; FAX 800.9FAXABH (932.9224)

A110
ALUMINUM GEARED HINGE

©2017 ABH Mfg., Inc.
 printed in USA

PAGE 1 OF 1
 ISSUED 10-27-17